

Humans reciprocate by discriminating against group peers

David Hugh-Jones* Itay Ron† Ro'i Zultan‡

Abstract

The evolution of human intergroup conflict is a social science puzzle. Motivated by cycles of intergroup revenge in real-world conflicts, we experimentally test the hypothesis that humans practice group-based reciprocity: if someone harms or helps them, they harm or help other members of that person's group. Subjects played a trust game, then allocated money between other people. Senders whose partners returned more in the trust game gave more to that partner's group members. The effect was about half as large as the effect of direct reciprocity. Receivers' allocations to group members were not affected by their partners' play in the trust game, suggesting that group reciprocity was only triggered by strong norm violations. We discuss the role of group reciprocity in conflict among early humans.

Keywords: Upstream reciprocity, group identity, intergroup conflict.

Word count: 3129

*School of Economics, University of East Anglia. E-mail: D.Hugh-Jones@uea.ac.uk.

†E-mail: itayron@gmail.com

‡Department of Economics, Ben-Gurion University of the Negev. E-mail: zultan@bgu.ac.il.

1 Introduction

Human society is organized in groups, including families, clans, firms and nations. This structure is reflected in individual behaviour and cognition. Humans identify with their ingroup and are altruistic and prosocial towards ingroup members; towards outgroup members, they may display stereotyping and prejudice (Balliet, Wu, and De Dreu, 2014; Chen and Chen, 2011; Chen and Li, 2009; De Dreu, Balliet, and Halevy, 2014; Tajfel and Turner, 1979; Yamagishi and Kiyonari, 2000). Group structure provides the backdrop for intergroup conflict—from economic and political competition to inter-ethnic violence and war—which is pervasive in the species (Esteban, Mayoral, and Ray, 2012) and has serious economic costs (World Bank, 2011).

Intergroup conflicts often follow a tit-for-tat logic, in which one group's violence leads to revenge from the other side (Chagnon, 1988; Haushofer, Biletzki, and Kanwisher, 2010; Horowitz, 1985; Horowitz, 2001; Shayo and Zussman, 2010). This suggests that humans practice intergroup *reciprocity*. Reciprocity is a well-known mechanism that may underlie the evolution of cooperation (Nowak, 2006, 2012). While in direct reciprocity, individuals help those who have helped them in the past (and similarly for harm), in indirect reciprocity, individuals help or harm other people than those who have helped them. Indirect reciprocity comes in two flavours: *downstream* reciprocity follows the maxim 'do unto thy neighbour as they have done to others', whereas *upstream* reciprocity follows the maxim 'do unto thy neighbour as others have done unto you'.¹

In this paper we examine group-based upstream reciprocity, or *group reciprocity*. That is, an individual who is harmed (helped) by a member of an outgroup becomes more likely to harm (help) others from that group. Whereas group-based downstream reciprocity (Bernhard, Fehr, and Fischbacher, 2006; Bernhard, Fischbacher, and Fehr, 2006) follows the maxim 'do unto others as they have done to members of *my* tribe', group-based upstream reciprocity follows the maxim 'do unto others as members of *their* tribe have done to me'

¹ See Greiner and Levati (2005), Güth, Königstein, Marchand, and Nehring (2001), and Tsvetkova and Macy (2014, 2015) for experimental evidence of upstream reciprocity.

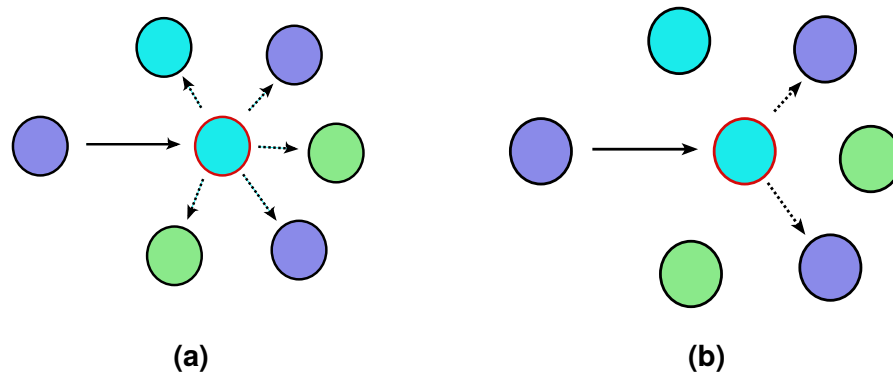


Figure 1: Upstream reciprocity. (a) Someone who was helped or harmed becomes more likely to help or harm others. (b) Upstream group reciprocity targets people who belong to the same group as the initial partner.

(Figure 1). Tit-for-tat conflict looks like negative group reciprocity, i.e., reciprocity where harm is reciprocated with harm.

The concept of group reciprocity may help to explain the evolution of intergroup conflict. The current literature includes three differing approaches to understanding this. While cultural theories argue that there is no innate tendency to intergroup aggression, theories of parochial altruism argue that intergroup violence was a driver of within-group altruism via group selection processes; as a result, intergroup violence can involve self-sacrifice for one’s group members (Bowles, 2009; Choi and Bowles, 2007; Hugh-Jones and Zultan, 2013).² The “chimpanzee model”, by contrast, argues that early humans, like chimpanzees, only attack when odds are very favourable; thus a human tendency to kill outgroups evolved by individual selection alone (Wrangham and Glowacki, 2012). This is supported by evidence that both hunter-gatherers and chimpanzees are rarely wounded when they attack.

Kelly (2000) argues that a defining characteristic of war is “social substitutability”, whereby members of a perpetrator’s group become legitimate targets for revenge. Social substitutability is especially found in segmented societies, which typically feature strong corporate identities such as extended

² Empirical studies confirm that outside threat increases within-group cooperation (Bornstein and Ben-Yossef, 1994; Gneezy and Fessler, 2012; Weisel and Zultan, 2016).

patrilineal families and clans. Some of these societies also have “war/peace systems” featuring well-defined institutions for ending conflict as well as beginning it, such as the Andamanese Peace Dance or the Montenegrin Court of Good Men for ending feuds (Boehm, 1984). By contrast, while chimpanzees do practice reciprocity among alliances within the community, they do not reciprocate towards other groups. Instead, they attack stranger chimpanzees whenever it is safe to do so. The risk of being attacked forces chimps to avoid territory bordering other communities, which limits their available space for foraging (Wilson and Wrangham, 2003). While this fact seems to favour the evolution of peaceful intergroup relations (Kelly, 2005), that ignores the prisoner’s dilemma structure of intergroup relations; although both groups would do better if neither attack—thus avoiding costly conflict—each group does better by attacking when the odds are good enough, thereby gaining territory, resources, etc. Indeed, peaceful unsegmented societies resolve intergroup conflict by avoiding the other group, which entails a loss of access to valuable resources, constricting population expansion.

The evolution of group reciprocity could deter opportunistic conflict. When there is group reciprocity, someone who harms an outgroup member brings retaliation on his own group, and this gives his group members an incentive to maintain peace (Boehm, 1984; Fearon and Laitin, 1996). Indeed, hunter-gatherers and farmers have similar levels of lethal violence to chimpanzees, but much less non-lethal violence (Wrangham, Wilson, and Muller, 2006); this could be because the threat of high-level violence can contain low-level violence. Group reciprocity could thus have benefited humans by allowing them to exploit more of the land area around them, and to have more extensive contacts with outgroups, sustaining a higher population in a given space. So, the evidence in Kelly (2000) that population density is associated with war can be read in two ways: the development of war, particularly of war/peace systems, may allow different groups to live at high densities in peace.

Real world examples of apparent intergroup revenge suggest there may be a human propensity to group-reciprocate (Bauerlein, 2001; Chagnon, 1988; Horowitz, 1985; Horowitz, 2001). That is, individuals sometimes, but not always, discriminate against outgroups. Behavior toward outgroup members

varies on the basis of the individuals' experiences with the outgroup. In this paper, we aim to study the existence and form of the proximate psychological mechanism for group reciprocity in modern humans. Although field observations from conflict are highly suggestive, it is hard to identify group-reciprocity motives in naturally occurring data. Actions that may look like group reciprocity may be rooted in other motivations—such as wishing to signal group strength—or reflect centralized group decisions rather than individual tendencies for group reciprocity (Gould, 2000; Mamdani, 2001). Moreover, in the field, group reciprocity may be conflated with individual level reciprocity, i.e., acts that aim to help or harm the perpetrator, but have side effects on the entire group. We therefore designed a controlled laboratory experiment to test the human tendency for group reciprocity in a clean way.

Cleanly identifying group reciprocity requires controlling for three confounds: individual level reciprocity; generalized reciprocity, where subjects reciprocate not specifically towards the original actor's group, but towards other people in general; and actions driven by strategic reputation-building rather than by a motivation to reciprocate past actions. Our experiment fulfils all three: subjects can differentiate the original actor from his or her group members, they interact both with these group members and with members of other groups, and we minimize strategic concerns by not giving feedback about the reciprocator's action.

While previous studies looked at retaliation towards groups, this retaliation does not necessarily reflect group reciprocity as defined here. Gaertner, Iuzzini, and O'Mara (2008) found that rejection by one group member leads to more hostility towards the group when "entitativity" is high, i.e. the group is perceived as a unified entity. Since subjects could only display hostility to the whole group (by exposing them to unpleasant noise), individual and group level reciprocity were confounded. Similarly, Böhm, Rusch, and Güreker (2016) examine intergroup retaliation using the intergroup prisoner's dilemma paradigm, but cannot distinguish between individual and group reciprocity. Stenstrom, Lickel, Denson, and Miller (2008) manipulated entitativity by making the original perpetrator (a political analyst) "tightly affiliated" with the group (a presidential campaign). Under this manipulation, holding the group account-

able for the perpetrator's act can be practically and/or legally justified, without resorting to group reciprocity. In contrast, we look at how people reciprocate a clear individual act by one group member to an uninvolved other group member, where groups are created in the lab and are free of existing social context.

Our experimental set up was the following. Participants were randomly assigned to groups and collaborated on a task to build group identity. Next, participants interacted in two strategic stages. The upstream action, in which the individual could be helped or harmed by another person, was represented by a Trust Game (TG) (Berg, Dickhaut, and McCabe, 1995). In this game, the Sender (S) receives 150 money-equivalent tokens, and chooses how many of them to send to the Responder (R). The amount sent is multiplied by a factor of 3, so that R receives between 0 and 450 tokens, of which he can send any number back to S. While Rs' actions clearly have a benefit/cost ratio of 1 (money returned to S is lost to R), Ss may send money in the expectation of having money returned. In addition, not returning money in the trust game violates a social norm (Kimbrough and Vostroknutov, 2016). For these reasons, we expected R's actions to elicit more reciprocity, although we test the effect of both S's and R's actions.

The upstream action was followed by the reciprocal action, in which each individual who participated in the TG could help others. We implemented this as an Allocation Game in which subjects divided a fixed amount between two recipients. In Direct Reciprocity rounds, the recipients included the TG partner; in Group Reciprocity rounds, a member of the TG partner's group; and in Ingroup Favoritism rounds, a member of the allocator's group. The other recipient was always a member of a third, neutral, group. Baseline rounds included two neutral recipients, to test whether the TG experience leads to arbitrary discrimination in the absence of any reciprocal or group motivations.

Our expectations were as follows. First, in Direct Reciprocity rounds, individuals' allocations to their TG partner should positively covary with the amount the partner sent (or returned) in the Trust Game. This provides a benchmark to compare group reciprocity against. Second, if group reciprocity is present, then allocations to the TG partner's group member, in Group Reciprocity rounds, should also covary with the amount sent or returned by the TG partner. Lastly,

Ingroup favoritism rounds checked that we had successfully created group identity among participants.

2 Material and methods

Each session consisted of 24 participants, sitting at isolated computer terminals. At the beginning of the experiment, the participants were randomly allocated into six *teams* of four. Each participant was identified throughout the experiment by team colour and individual number (1–4) within the team. At the beginning of the experiment, participants were informed that the experiment had five distinct stages, and that they might interact with the same people in different stages. Specific instructions for each stage were distributed and read aloud at the beginning of the stage. The five stages were a group formation stage, the TG stage, the Allocation Game stage, a social value orientation elicitation stage (Murphy, Ackermann, and Handgraaf, 2011) and a collectivism scale measurement stage (adapted from the horizontal collectivism scale in Singelis, Triandis, Bhawuk, and Gelfand, 1995). Other than the collectivism measurement, all decisions were incentivized. The results from the social value orientation and collectivism measures did not reveal any systematic and interpretable pattern, and are therefore not included in this paper.

Following (Chen and Li, 2009), we created group identity in the first stage by allowing participants to consult each other by anonymous chat while solving a simple task. Participants solved five Raven matrices (see supplementary material). Each matrix was presented on screen for 120 seconds, during which each participant could both send written messages to the team and update their own answer. The final answer submitted at the end of the 120 seconds determined payoffs, with 10 tokens paid for each correct answer. To further boost group identity through a common goal, team members each earned an additional bonus of 5 tokens if all four team members answered correctly.

Next, participants were rematched into pairs to play the one-shot TG. To facilitate understanding, participants played five practice rounds, in which they entered decisions both as S and as R. In the actual interaction, participants

could see their TG partner’s team colour and individual number.

The third stage Allocation Game consisted of six rounds. In each round, participants interacted in groups of three. Individuals in each group were identified to each other by team colour and number. Each round consisted of a random dictator game, in which each player chose how to divide 100 tokens between the three group members if he or she is chosen to be the allocator. The allocator always received exactly 30 tokens, and could freely allocate the remaining 70 tokens between the other two players. Previous research has found that people do not harm, but refrain from helping negatively perceived outgroups (Weisel and Böhm, 2015). Accordingly, we set the parameters of the game so that an equal division between the other two players provides them with 35 tokens each, more than the allocator’s own share.³

One round of the six rounds was randomly chosen for payment. In that round, the payoffs of the members of each group were determined by the allocation decision of one randomly chosen player in the group. No feedback was provided between rounds. At the end of the stage, players learned the payoff round, whether their allocation was chosen to determine payoffs, and their payoff for the round. Thus, all allocation decisions were completely independent of each other, both within and between participants.

Table 1 shows the matching scheme over the six rounds. Each participant was matched to be in the same group of three with a member of their own team in one of the six rounds (*ingroup* condition), with their TG partner in another round (*direct reciprocity* condition), and in two other rounds with other members of the TG partner’s team (*group reciprocity* condition). The remaining two rounds served as the baseline condition. Note that the matching is not independent. For example, if one player is in the direct reciprocity condition, then one other player is in the direct reciprocity condition and the third player is in either the baseline or group reciprocity condition.⁴

³ The allocator’s decision is not costly, which might have introduced additional confounding considerations. As our aim in this paper is to identify and study the qualitative characteristics of group reciprocity, we accept the limitations that this choice imposes on the ability to estimate the *magnitude* of preferences for group reciprocity.

⁴ Some participants are matched with each other in two different rounds, as Blue 1 and Brown 2 in the example provided in Table 1. This should not matter, as only one round is actually paid. The results are robust both to controlling for and to removing repeated encounters

Table 1: Matching example

Round	Allocates to	Treatment
1	Red 1 / Yellow 1	Group reciprocity (GR)
2	Yellow 4 / Brown 2	Group reciprocity (GR)
3	Green 3 / Yellow 2	Direct reciprocity (DR)
4	Red 1 / Brown 1	Baseline (B)
5	Brown 2 / Brown 4	Baseline (B)
6	Blue 3 / Green 2	Ingroup (IG)

Note: Example treatments shown for player **Blue 2**, who played the TG with **Yellow 2** (see the supplementary material for the full matching scheme).

The fourth stage implemented the slider measure of social value orientation (Crosetto, Weisel, and Winter, 2012; Murphy, Ackermann, and Handgraaf, 2011), in which participants choose nine allocations between themselves and another member of their team. After the fifth and final stage (a non-strategic and non-incentivised collectivism measurement), participants learned their cumulative payoff in tokens and were paid in private. One hundred and ninety two participants, recruited using ORSEE (Greiner, 2015) participated in eight sessions conducted between June 2014 and January 2015. The experiment was programmed in z-Tree (Fischbacher, 2007). The average payment was approximately \$18) for a duration of 70 minutes. The lowest and highest payments were approximately \$6 and \$32, respectively.

The key outcomes in this design are based on the allocation decisions made in the third stage. Direct and group reciprocity can be both positive and negative, and therefore are not hypothesized to have a systematic effect on the the amount allocated to either the TG partner or to their teammates. Nonetheless—while there is arguably no reason to discriminate between two neutral players—we hypothesize that direct and group reciprocity will lead the allocator to discriminate either for or against the TG partner or their teammates. Consequently, we predict that the absolute difference between the amounts allocated to the two recipients will be larger in all treatments compared to the baseline. This

from the regressions.

difference is measured in our ‘Discrimination’ outcome.

We measure reciprocity directly by looking at the effect of the TG experience in the second stage on allocations made in the third stage. We define the experience with the TG partner in two ways. For responders, this is the amount sent to them by their partner. For senders, we calculate the amount returned to them by their partner as a fraction of the money available to the responder. Thus, an equal split of the pie implies a value of 1/2, and compensating the sender for his investment implies a value of 1/3. We subsequently define (direct or group) reciprocity as the slope of the allocation made to the TG partner or their teammates on the TG experience. In other words, the Group Reciprocity parameter estimates the difference between the amount given to teammates of a TG partner who sent or returned nothing, and the amount given to teammates of a partner who sent or returned the maximum amount possible.

3 Results

We report results on allocations, discrimination between recipients (measured as the absolute difference between the two recipients’ allocations), and direct and group reciprocity. All reported statistical tests are based on linear regressions with individual-level random effects, per-session fixed effects, and standard errors clustered by session.

The first data column in Table 2 presents the mean allocations. Participants gave significantly more to members of their own team at the expense of the neutral recipient ($z = 2.31, p < 0.05$ for senders, $z = 8.33, p < 0.05$ for responders), establishing that our group formation manipulation was successful in inducing group identity and triggering ingroup favouritism.

Nonetheless, both positive and negative treatment of the TG partner or their teammates increase the absolute difference between the two allocations. Indeed, the second data column of Table 2 shows that allocators discriminated significantly more than in the baseline both when interacting with their TG partner ($z = 8.28, p < 0.001$) and with their teammates ($z = 3.14, p < 0.01$). This effect was not significantly different between TG senders and receivers (F

Table 2: Allocations and Discrimination

	Allocation	Discrimination	Reciprocity
Senders			
Baseline	35.00 (—)	7.25 (5.08)	—
Direct Reciprocity	33.98 (1.61)	25.03 (5.54) ***	17.03 (3.72) ***
Group Reciprocity	34.41 (0.86) *	11.21 (5.49) **	9.12 (4.52) *
In-Group	38.98 (2.16) *	18.56 (5.64) ***	1.62 (8.42)
Responders			
Baseline	35.00 (—)	3.97 (1.76)	—
Direct Reciprocity	35.38 (1.52)	23.88 (3.06) ***	20.80 (7.76) **
Group Reciprocity	34.79 (0.68)	7.82 (2.37) ***	1.13 (2.37)
In-Group	42.13 (0.79) ***	18.88 (1.67) ***	4.65 (4.87)

Mean allocation, mean discrimination, and reciprocity (marginal effect on allocation of experience with TG partner) by condition. Robust standard errors clustered on sessions. *, **, and *** indicate $p < 0.05$, $p < 0.01$, and $p < 0.001$, respectively. Stars show significance of comparison to Baseline.

test 3.21, $p = 0.36$).

3.1 *Direct and group reciprocity*

The third column of Table 2, *Reciprocity*, reports the slope of allocations regressed on the subjects' experience with their TG partners. The responder's experience with the sender is measured as the share of the endowment that the sender chose to send. The sender's experience with the responder is measured as the share of the received amount that the responder chose to send back. The sender's experience was not defined for the six (out of 96) senders who did not send any money. There is strong direct reciprocity: allocations to the TG partners increase with the TG experience both for senders ($z = 4.58, p < 0.001$) and for responders ($z = 2.68, p < 0.01$).

Group reciprocity, however, is only observed for senders, who allocate less to teammates of a responder who returned less. Responders, although directly reciprocating the TG partner's action, do not systematically discriminate against teammates of a sender who sent little. The regression analysis shows no significant effect of the responder's TG experience on their allocation to the sender's

teammates ($z = 0.48, p = 0.63$). The sender's TG experience, on the other hand, significantly increases the allocations made to the responder's teammates ($z = 2.02, p < 0.05$).⁵ The estimated ratio of the group and direct reciprocity coefficients is 54%, so that for every allocation dollar a responder loses due to an unkind action in the TG, their teammates lose 54 cents. This relationship is shown graphically in Figure 2 (the corresponding figure for direct reciprocity is included in the supplementary material).

4 Discussion

Our results show that upstream reciprocity is moderated by social boundaries. Humans respond to harms from outgroup members under certain circumstances by discriminating against others in that specific outgroup.

Group reciprocity as a proximate mechanism bears implications for human social cognition. While ingroup altruism and group-based downstream reciprocity require people to differentiate their own group from outsiders—"us" from "them"—upstream group reciprocity requires them to differentiate between different outgroups—between "them and them"—and to keep a mental account of outgroups' reputation (cf. Tooby, Cosmides, and Price, 2006). Thus, group reciprocity could provide a cognitive foundation for the phenomena of intergroup prejudice and stereotyping (Allport, 1954).⁶ Furthermore, by making group reputation a valuable asset, group reciprocity could encourage groups to differentiate themselves symbolically from others, and to police their members' behaviour towards outgroups—both behaviours that we indeed observe in humans (Fearon and Laitin, 1996).

We observed group reciprocity only towards receivers, not senders. On the one hand, we find group reciprocity towards receivers, confirming that the ex-

⁵ Responders who receive higher amounts also return a higher share. As a result, senders with a more positive TG experience are, on average, those who sent more in the TG, creating a potential confound. There is no reason, however, why different senders should systematically discriminate between groups in a non-costly way. Indeed, the results hold when we control in the regression for the amount sent and its interaction with the share returned.

⁶This argument is a between-group parallel to Yamagishi and Kiyonari (2000), which argues that expectations of generalized reciprocity lie behind altruism within a group.

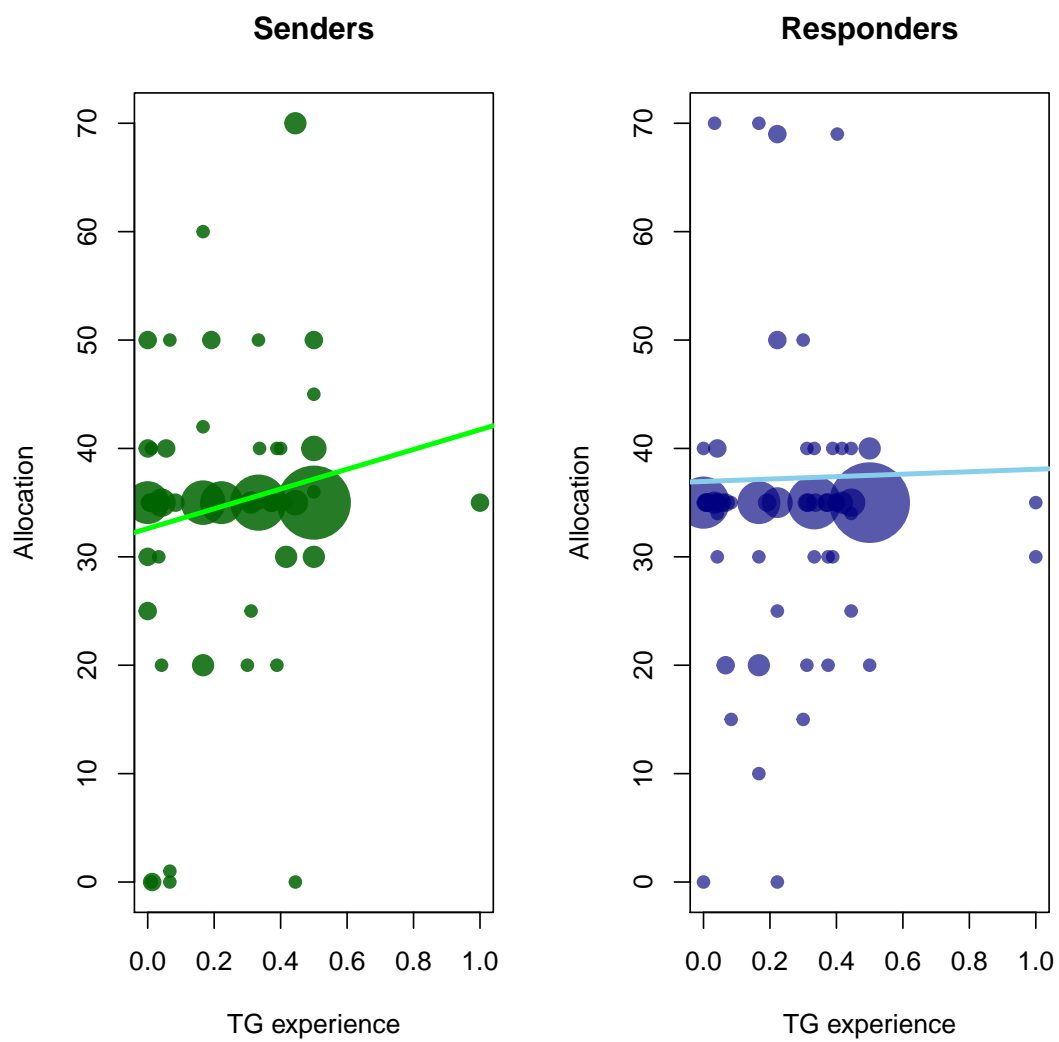


Figure 2: Allocations in the Group Reciprocity condition versus the TG experience. Circles show individual data points (circle size proportional to number of observations). Lines show linear regressions.

periment was successful in setting up the type of group interactions that triggers group reciprocity. On the other hand, we find *direct* reciprocity towards senders, indicating that responders perceived the TG interaction as meaningful and relevant for the later allocation decisions. We therefore conclude that it is some characteristic of the responder decision, not shared with the sender decision, that triggers group reciprocity.

One possible interpretation for this difference between senders and responders stems from the distinction between intention-based and outcome-based motives in reciprocal behaviour (Falk and Fischbacher, 2006; Stanca, Bruni, and Corazzini, 2009). In this sense, senders' intentions are more ambiguous, as they do not know what the responder will do. Responders who do not return money, in contrast, are clearly intentionally harming the senders. It is possible that humans generalize *intentions* across group members. That is, if group member 1 takes an action that deliberately harms them, they predict that group member 2 wishes to harm them also. If not returning money is seen as deliberately harmful, while not sending money can be explained by caution or mistrust, then this would generate the difference in group reciprocity that we observe.⁷

Another distinction made in the literature between trust (sender behavior) and trustworthiness (responder behavior) is based on norms and rules of conduct. In their analysis of Adam Smith's *A Theory of Moral Sentiments*, Wilson and Smith (2017) argue that trust is a beneficent act, while breaking trust is misconduct. Accordingly, Wilson and Smith (2017) found that people punish responders but not senders. Similarly, Kimbrough and Vostroknutov (2016) found that 'rule followers' are more trustworthy than other individuals in the trust game, but not more trusting. Thus, our results tentatively suggest that group reciprocity depends on intentionality or on social norms underlying human exchange. Further research will be necessary to map and understand the boundaries of the group reciprocity phenomenon.

We mention some caveats and limitations. First, since our study was conducted with students from a rich industrialized democracy, results may not

⁷ Relatedly, intergroup contact theory stipulates that contact between groups reduces prejudice by correcting misperceptions of the motives driving outgroup behaviors (Pettigrew, 1998).

generalize to all cultures (Henrich, Heine, and Norenzayan, 2010). In particular, the link between intentions and moral judgment may vary across cultures (Barrett, Bolyanatz, Crittenden, Fessler, Fitzpatrick, Gurven, Henrich, Kanovsky, Kushnick, Pisor, et al., 2016), and this could affect how group reciprocity plays out in different societies. Second, our experiment did not differentiate between positive and negative group reciprocity: we leave this for future work.

We have argued that group reciprocity could help explain why some groups have relatively peaceful intergroup relations. A further step could be provided by “third party” group reciprocity. That is, in many ethnic conflicts, a harm from one group to another is revenged by the entire second group, leading to cycles of intergroup violence (Fearon and Laitin, 1996). Third party group reciprocity could result from organized groups taking collective action to maintain their reputation as reciprocal, and therefore dangerous to attack.

Upstream reciprocity is notoriously difficult to understand in evolutionary terms (Boyd and Richerson, 1989; Nowak and Roch, 2007). Group reciprocity may provide another piece of the puzzle. Group reciprocity allows individuals to use reciprocal strategies based on group reputation. Consequently, upstream reciprocity can direct group-level selection in ways parallel to those by which direct reciprocity direct individual-level selection. There are two other ways by which group reciprocity may evolve. First, group members are interdependent, especially in the small groups that were common during most of human evolutionary history. Punishing a perpetrator’s group member therefore indirectly harms the perpetrator, who is dependent on his peers for , e.g., public goods provision. Thus, group reciprocity may bridge upstream indirect reciprocity and direct reciprocity through intra-group dependencies. Second, the evolution of indirect reciprocity acts by way of chains of reciprocal actions, which return with some probability to the original instigator of the chain (Nowak and Roch, 2007). In a population organised in groups, such that individuals interact more frequently with their own group members, group reciprocity may increase the likelihood of successful reciprocal chains, facilitating the evolution of upstream reciprocity. These ideas could be formalized in future work.

References

- Allport, Gordon W (1954). *The nature of prejudice*. Cambridge: Addison-Wesley.
- Balliet, Daniel, Junhui Wu, and Carsten KW De Dreu (2014). Ingroup favoritism in cooperation: A meta-analysis. *Psychol Bull* 140(6), pp. 1556–1581.
- Barrett, H Clark, Alexander Bolyanatz, Alyssa N Crittenden, Daniel MT Fessler, Simon Fitzpatrick, Michael Gurven, Joseph Henrich, Martin Kanovsky, Geoff Kushnick, Anne Pisor, et al. (2016). Small-scale societies exhibit fundamental variation in the role of intentions in moral judgment. *P Natl Acad Sci Usa* 113(17), pp. 4688–4693.
- Bauerlein, Mark (2001). *Negrophobia: A race riot in Atlanta, 1906*. San Francisco: Encounter.
- Berg, Joyce, John Dickhaut, and Kevin McCabe (1995). Trust, reciprocity, and social history. *Game Econ Behav* 10(1), pp. 122–142.
- Bernhard, Helen, Ernst Fehr, and Urs Fischbacher (2006). Group affiliation and altruistic norm enforcement. *Am Econ Rev* 96(2), pp. 217–221.
- Bernhard, Helen, Urs Fischbacher, and Ernst Fehr (2006). Parochial altruism in humans. *Nature* 442(7105), pp. 912–915.
- Boehm, Christopher (1984). *Blood revenge: The enactment and management of conflict in Montenegro and other tribal societies*. Philadelphia, PA: University of Pennsylvania Press.
- Böhm, Robert, Hannes Rusch, and Özgür Gürerk (2016). What makes people go to war? Defensive intentions motivate retaliatory and preemptive intergroup aggression. *Evol Hum Behav* 37(1), pp. 29–34.
- Bornstein, Gary and Meirav Ben-Yossef (1994). Cooperation in Intergroup and Single-Group Social Dilemmas. *Journal of Experimental Social Psychology* 30(1), pp. 52–67.
- Bowles, Samuel (2009). Did warfare among ancestral hunter-gatherers affect the evolution of human social behaviors? *Science* 324(5932), pp. 1293–1298.
- Boyd, Robert and Peter J. Richerson (1989). The evolution of indirect reciprocity. *Soc Networks* 11(3), pp. 213–236.
- Chagnon, Napoleon A. (1988). Life Histories, Blood Revenge, and Warfare in a Tribal Population. *Science* 239(4843), pp. 985–992.

- Chen, Roy and Yan Chen (2011). The Potential of Social Identity for Equilibrium Selection. *Am Econ Rev* 101(6), pp. 2562–2589.
- Chen, Yan and Sherry X. Li (2009). Group identity and social preferences. *Am Econ Rev* 99(1), pp. 431–457.
- Choi, Jung-Kyoo and Samuel Bowles (2007). The coevolution of parochial altruism and war. *Science* 318(5850), pp. 636–640.
- Crosetto, Paolo, Ori Weisel, and Fabian Winter (2012). A Flexible z-Tree Implementation of the Social Value Orientation Slider Measure (Murphy et al. 2011): Manual. *Jena Economic Research Papers* (2012-062). Friedrich-Schiller-University Jena, Max-Planck-Institute of Economics.
- De Dreu, Carsten K.W., Daniel Balliet, and Nir Halevy (2014). “Chapter One – Parochial Cooperation in Humans: Forms and Functions of Self-Sacrifice in Intergroup Conflict”. In: *Advances in Motivation Science*. Ed. by Andrew J. Elliot. Vol. 1. Elsevier. Chap. 1, pp. 1–47.
- Esteban, Joan, Laura Mayoral, and Debraj Ray (2012). Ethnicity and conflict: Theory and facts. *science* 336(6083), pp. 858–865.
- Falk, Armin and Urs Fischbacher (2006). A theory of reciprocity. *Game Econ Behav* 54(2), pp. 293–315.
- Fearon, James D and David D Laitin (1996). Explaining interethnic cooperation. *American political science review* 90(4), pp. 715–735.
- Fischbacher, Urs (2007). z-Tree: Zurich toolbox for ready-made economic experiments. *Exp Econ* 10(2), pp. 171–178.
- Gaertner, Lowell, Jonathan Iuzzini, and Erin M. O’Mara (2008). When rejection by one fosters aggression against many: Multiple-victim aggression as a consequence of social rejection and perceived groupness. *J Exp Soc Psychol* 44(4), pp. 958–970.
- Gneezy, Ayelet and Daniel M. T. Fessler (2012). Conflict, sticks and carrots: war increases prosocial punishments and rewards. *Proceedings of the Royal Society B: Biological Sciences* 279(1727), pp. 219–223.
- Gould, Roger V (2000). Revenge as sanction and solidarity display: An analysis of vendettas in nineteenth-century Corsica. *American Sociological Review*, pp. 682–704.

- Greiner, Ben (2015). Subject pool recruitment procedures: organizing experiments with ORSEE. English. *Journal of the Economic Science Association* 1(1), pp. 114–125.
- Greiner, Ben and M. Vittoria Levati (2005). Indirect reciprocity in cyclical networks: An experimental study. *J Econ Psychol* 26(5), pp. 711–731.
- Güth, W., M. Königstein, N. Marchand, and K.D. Nehring (2001). Trust and Reciprocity in the Investment Game with Indirect Reward. *Homo Oeconomicus* 18, pp. 241–262.
- Haushofer, Johannes, Anat Biletzki, and Nancy Kanwisher (2010). Both sides retaliate in the Israeli–Palestinian conflict. *P Natl Acad Sci Usa* 107(42), pp. 17927–17932.
- Henrich, Joseph, Steven J Heine, and Ara Norenzayan (2010). Most people are not WEIRD. *Nature* 466(7302), pp. 29–29.
- Horowitz, D. L (1985). *Ethnic Groups in Conflict*. Berkeley: University of California Press.
- Horowitz, D. L. (2001). *The deadly ethnic riot*. University of California Press.
- Hugh-Jones, David and Ro'i Zultan (2013). Reputation and Cooperation in Defense. *Journal of Conflict Resolution* 57(2), pp. 327–355.
- Kelly, Raymond C (2005). The evolution of lethal intergroup violence. *P Natl Acad Sci Usa* 102(43), pp. 15294–15298.
- Kelly, Raymond Case (2000). *Warless societies and the origin of war*. University of Michigan Press.
- Kimbrough, Erik O and Alexander Vostroknutov (2016). Norms make preferences social. *J Eur Econ Assoc* 14(3), pp. 608–638.
- Mamdani, Mahmood (2001). *When victims become killers: Colonialism, nativism, and the genocide in Rwanda*. New Jersey: Princeton University Press.
- Murphy, Ryan O., Kurt A. Ackermann, and Michel J. J. Handgraaf (2011). Measuring Social Value Orientation. *Judgm Decis Mak* 6(8), pp. 771–781.
- Nowak, Martin A. (2006). Five rules for the evolution of cooperation. *Science* 314(5805), pp. 1560–1563.
- (2012). Evolving cooperation. *J Theor Biol* 299, pp. 1–8.
- Nowak, Martin A. and Sébastien Roch (2007). Upstream reciprocity and the evolution of gratitude. *P Roy Soc B-biol Sci* 274(1610), pp. 605–610.

- Pettigrew, Thomas F (1998). Intergroup contact theory. *Annual review of psychology* 49(1), pp. 65–85.
- Shayo, Moses and Asaf Zussman (2010). Judicial ingroup bias in the shadow of terrorism. *QJ Econ*.
- Singelis, Theodore M., Harry C. Triandis, Dharm P. S. Bhawuk, and Michele J. Gelfand (1995). Horizontal and vertical dimensions of individualism and collectivism: A theoretical and measurement refinement. *Cross-Cult Res* 29(3), pp. 240–275.
- Stanca, Luca, Luigino Bruni, and Luca Corazzini (2009). Testing theories of reciprocity: Do motivations matter? *J Econ Behav Organ* 71(2), pp. 233–245.
- Stenstrom, Douglas M., Brian Lickel, Thomas F. Denson, and Norman Miller (2008). The Roles of Ingroup Identification and Outgroup Entitativity in Intergroup Retribution. en. *Pers Soc Psychol B*.
- Tajfel, Henri and John C. Turner (1979). “An integrative theory of intergroup conflict”. In: *The Social Psychology of Intergroup Relations*. Ed. by William G. Austin and Stephen Worchel. Monterey, CA: Brookes/Coole. Chap. 3, pp. 33–47.
- Tooby, John, Leda Cosmides, and Michael E Price (2006). Cognitive adaptations for n-person exchange: the evolutionary roots of organizational behavior. *Managerial and Decision Economics* 27(2-3), pp. 103–129.
- Tsvetkova, Milena and Michael W Macy (2014). The social contagion of generosity. *PloS one* 9(2), e87275.
- (2015). The Social Contagion of Antisocial Behavior. *Sociological Science* 2, pp. 36–49.
- Weisel, Ori and Robert Böhm (2015). “Ingroup love” and “outgroup hate” in intergroup conflict between natural groups. *J Exp Soc Psychol* 60, pp. 110–120.
- Weisel, Ori and Ro’i Zultan (2016). Social Motives in Intergroup Conflict: Group Identity and Perceived Target of Threat. *European Economic Review* 90, pp. 122–133.
- Wilson, Bart J. and Vernon L Smith (2017). Sentiments, Conduct, and Trust in the Laboratory. *Social Philosophy and Policy* 34(1), pp. 25–55.

- Wilson, Michael L and Richard W Wrangham (2003). Intergroup relations in chimpanzees. *Annu Rev Anthropol* 32(1), pp. 363–392.
- World Bank (2011). *World Development Report 2011: Conflict, Security, and Development*. World Bank.
- Wrangham, Richard W and Luke Glowacki (2012). Intergroup aggression in chimpanzees and war in nomadic hunter-gatherers. *Hum Nature* 23(1), pp. 5–29.
- Wrangham, Richard W, Michael L Wilson, and Martin N Muller (2006). Comparative rates of violence in chimpanzees and humans. *Primates* 47(1), pp. 14–26.
- Yamagishi, Toshio and Toko Kiyonari (2000). The Group as the Container of Generalized Reciprocity. *Soc Psychol Quart* 63(2). contains references to literature on in-group favoritism in 2 person PDs, pp. 116–132.

SUPPLEMENTARY MATERIALS

Appendix A: Complete matching scheme

Period	Group							
	1	2	3	4	5	6	7	8
1	Blue 2 (GR) Red 1 (B) Yellow 1 (GR)	Blue 1 (GR) Yellow 2 (GR) Purple 2 (B)	Green 4 (GR) Brown 4 (B) Purple 3 (GR)	Blue 3 (B) Green 3 (GR) Purple 4 (GR)	Red 2 (DR) Brown 2 (DR) Purple 1 (B)	Blue 4 (B) Red 3 (DR) Brown 3 (DR)	Green 1 (IG) Green 2 (IG) Brown 1 (B)	Red 4 (B) Yellow 3 (IG) Yellow 4 (IG)
2	Green 3 (GR) Yellow 1 (B) Purple 1 (GR)	Red 3 (B) Green 1 (GR) Purple 3 (GR)	Blue 4 (GR) Green 4 (B) Yellow 2 (GR)	Blue 2 (GR) Yellow 4 (GR) Brown 2 (B)	Blue 3 (DR) Red 1 (B) Yellow 3 (DR)	Green 2 (DR) Brown 4 (B) Purple 2 (DR)	Blue 1 (B) Brown 1 (IG) Brown 3 (IG)	Red 2 (IG) Red 4 (IG) Purple 4 (B)
3	Red 1 (GR) Brown 4 (GR) Purple 1 (B)	Red 4 (GR) Yellow 4 (B) Brown 1 (GR)	Blue 3 (B) Red 2 (GR) Brown 3 (GR)	Red 3 (GR) Green 2 (B) Brown 2 (GR)	Green 4 (DR) Yellow 1 (B) Purple 4 (DR)	Blue 2 (DR) Green 3 (B) Yellow 2 (DR)	Blue 1 (IG) Blue 4 (IG) Green 1 (B)	Yellow 3 (B) Purple 2 (IG) Purple 3 (IG)
4	Blue 4 (GR) Red 3 (B) Yellow 3 (GR)	Blue 3 (GR) Yellow 4 (GR) Purple 4 (B)	Green 2 (GR) Brown 2 (B) Purple 1 (GR)	Blue 1 (B) Green 1 (GR) Purple 2 (GR)	Red 4 (DR) Brown 4 (DR) Purple 3 (B)	Blue 2 (B) Red 1 (DR) Brown 1 (DR)	Green 3 (IG) Green 4 (IG) Brown 3 (B)	Red 2 (B) Yellow 1 (IG) Yellow 2 (IG)
5	Green 4 (GR) Yellow 2 (B) Purple 2 (GR)	Red 4 (B) Green 2 (GR) Purple 4 (GR)	Blue 3 (GR) Green 3 (B) Yellow 1 (GR)	Blue 1 (GR) Yellow 3 (GR) Brown 1 (B)	Blue 4 (DR) Red 2 (B) Yellow 4 (DR)	Green 1 (DR) Brown 3 (B) Purple 1 (DR)	Blue 2 (B) Brown 2 (IG) Brown 4 (IG)	Red 1 (IG) Red 3 (IG) Purple 3 (B)
6	Red 2 (GR) Brown 3 (GR) Purple 2 (B)	Red 3 (GR) Yellow 3 (B) Brown 2 (GR)	Blue 4 (B) Red 1 (GR) Brown 4 (GR)	Red 4 (GR) Green 1 (B) Brown 1 (GR)	Green 3 (DR) Yellow 2 (B) Purple 3 (DR)	Blue 1 (DR) Green 4 (B) Yellow 1 (DR)	Blue 2 (IG) Blue 3 (IG) Green 2 (B)	Yellow 4 (B) Purple 1 (IG) Green 2 (B)
								Purple 4 (IG)

Appendix B: Allocations in the DR condition

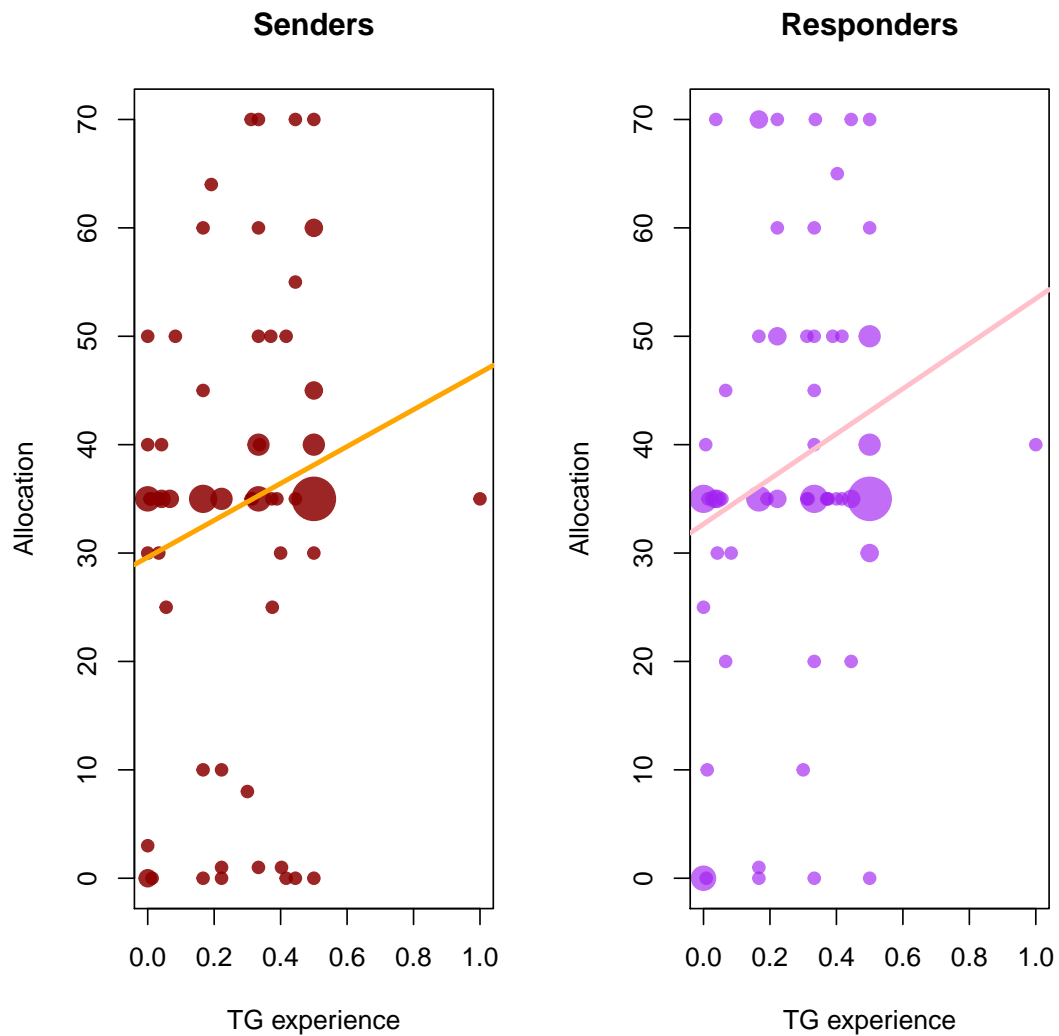


Figure B.1: Allocations in the Direct Reciprocity condition versus the TG experience. Circles show individual data points (circle size proportional to number of observations). Lines show linear regressions.

Appendix C: Experimental instructions

Instructions for the experiment

<Presented as a pdf document and available throughout the experiment>

These instructions are identical to all the participants.

The experiment is composed of five separate and different phases. At the beginning of the experiment, all participants will be allocated into **teams of four**. Each team has a unique **colour**. These teams will remain fixed throughout the experiment.

Before each part, we will distribute and read the relevant instructions for that part. In each part the participants will be reallocated into groups. The number of participants in a group can change from part to part. The payments in the part will be determined according to the decisions of the participants in the team. It is possible, but not necessary, that another participant will be in the same group as you in two different parts. In each part of the experiment you will be able to know which team each of the participants in your group belongs to.

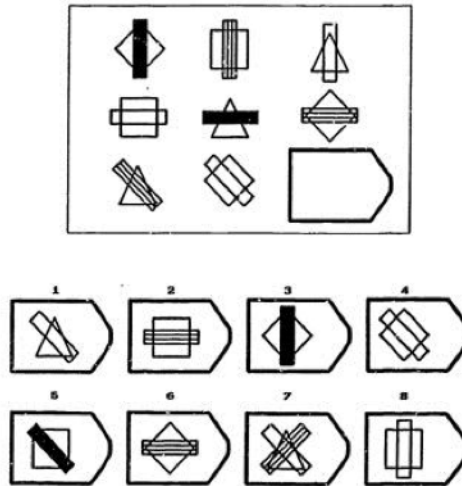
Your final payment in the experiment will be the total of your gain in all of the parts.

At the end of the experiment, you will be presented with the payments in each part and your total payment, in points and in shekels. Please remain seated until the experimenter calls you for payment.

If you have any questions, please raise your hand now and the experimenter will come to you.

Experiments for the first part

In this part, you and the members of your team perform a pattern completion task. The computer will present you with five questions. Each question is comprised of eight pictures, and the team members will be asked to choose a ninth picture out of eight possible pictures to complete the pattern. For example:



Each team member must answer all of the questions. For each correct answer, the team member will receive **10 points**. Additionally, if all of the team members answer correctly, the whole team will receive a **team bonus of 20 points, to be equally divided among the team members**.

Each question will be allocated two minutes. During this time, the team members can **consult each other** using electronic chat. Enter your answer and click Confirm. You can change your answer and click Confirm again at any point during the two minutes. The last answer to be entered is the final answer.

Attention: Do not reveal any identifying information. If any participant in the session identifies themselves, we will stop the experiment and release all participants with only the showup fee.

If you have any questions, please raise your hand now and the experimenter will come to you.

Instructions for the second part

In this part participants will be matched in **pairs**. In each pair, one participant will be in role A and the other participant in role B. Participant A receives an allocation of **150 points** and decides how many of the 150 points to **send to Participant B**. The amount is **tripled**. Next, Participant B will decide how many points out of the points received to **send back to Participant A**. These points will not be multiplied.

If you are allocated to role A, your payment in this part will be:

$$\boxed{150} - \boxed{\text{The number of points you sent to Participant B}} + \boxed{\text{The number of points Participant B sent back}} = \boxed{\text{Second part earnings}}$$

If you are allocated to role B, your payment in this part will be:

$$\boxed{3} \times \boxed{\text{The number of points Participant A sent you}} - \boxed{\text{The number of points you sent back}} = \boxed{\text{Second part earnings}}$$

Before making your decision, you will be able to test the payment calculation in a **practice phase**, in which you will be able to make decisions as both **Participant A** and as **Participant B**. In this stage, you will enter decisions in both roles, and see the final payments. The practice will repeat five times.

If you have any questions, please raise your hand now and the experimenter will come to you.

Instructions for the third part

In the third part, all participants will be matched in **groups of three**. Each of the three participants in the group will choose how to **divide 100 points** between the three group members, such that he himself receives **30 points**, and **freely allocates** the remaining **70 points** between the other two group members. This stage has **6 rounds**, and you will be **rematched in a new group**.

Payment calculation in the part

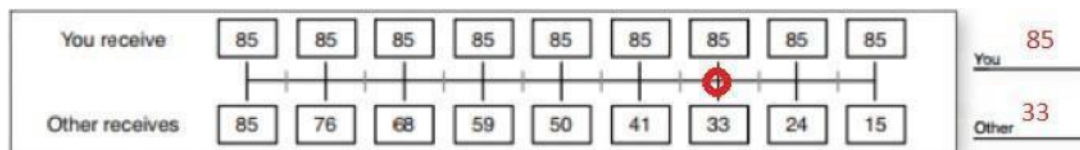
At the end of the experiment, the computer will randomly choose one of the six rounds, and one participant in each group. The payment for this part will be determined according to the decision of the randomly chosen participant in the randomly chosen round.

If you have any questions, please raise your hand now and the experimenter will come to you.

Instructions for the fourth part

In this part, participant will be matched in **pairs**.

Each participant will be presented with **6 rulers** that include nine possible allocations of money to the two participants. The amount you chose to **keep for yourself** is indicated above each ruler, and the amount you choose to **give to the other participant** is indicated below the ruler. You are to choose your preferred allocation of the nine possible allocations. For example,



You can choose any point on the ruler. For example, assume you chose the point marked in red. You will receive 85 points and the other participant will receive 33 points.

At the end of the part, the computer will randomly choose on of the two participants in the pair and one of the nine rulers. your payment in this part will be determined by the decision of the randomly chosen participant for the randomly chosen ruler.

If you have any questions, please raise your hand now and the experimenter will come to you.

Instructions for the fifth part

In this part you will be asked to answer several questions. The questions have to do with the way one sees himself and his surroundings in different situations. Your task is to indicate how much you agree or disagree with each statement, using the following scale:

1. Strongly disagree.
2. Disagree.
3. Neither agree nor disagree.
4. Agree.
5. Strongly agree.

Note: there are no right and wrong answers. Please indicate the answer that best reflects your character with respect to the statement. Take your time and think about your answer.