

Interfacial instability of charged–end-group polymer brushes

Y. TSORI^{1(a)}, D. ANDELMAN² and J.-F. JOANNY³

¹ *Department of Chemical Engineering, Ben-Gurion University of the Negev - P.O. Box 653, 84105 Beer-Sheva, Israel*

² *Raymond and Beverly Sackler School of Physics and Astronomy, Tel Aviv University - Ramat Aviv, Tel Aviv 69978, Israel*

³ *Physico Chimie Curie, Institut Curie–Centre de Recherche (CNRS UMR 168, Université Paris IV) 26 rue d’Ulm, F-75248, Paris Cedex 05, France, EU*

received 21 January 2008; accepted in final form 25 March 2008

published online 25 April 2008

PACS 61.25.H- – Macromolecular and polymers solutions; polymer melts

PACS 41.20.Cv – Electrostatics; Poisson and Laplace equations, boundary-value problems

Abstract – We consider a polymer brush grafted to a surface (acting as an electrode) and bearing a charged group at its free end. Using a second distant electrode, the brush is subject to a constant electric field. Based on a coarse-grained continuum model, we calculate the average brush height and find that the brush can stretch or compress depending on the applied field and charge end-group. We further look at an undulation mode of the flat polymer brush and find that the electrostatic energy scales linearly with the undulation wave number, q . Competition with surface tension, scaling as q^2 , tends to stabilize a lateral q -mode of the polymer brush with a well-defined wave length. This wavelength depends on the brush height, surface separation, and several system parameters.

Copyright © EPLA, 2008

Introduction. – There are different ways to bind polymers to surfaces. Either by adsorption from solution or grafting them onto the surface with a terminal group or having an adhering block in case of block copolymers. Such coated surfaces have many important applications in colloidal and interfacial science. The polymer layer can change the hydrophobicity of the surface, prevent absorption of other molecules from solution and, in general, plays an important role in colloidal suspensions by preventing flocculation and aggregation of coated colloidal particles [1,2].

A densely grafted polymer layer is called a *polymer brush*. The layer is grafted irreversibly on a solid surface by an end-group. Both neutral and charged polymer brushes have been studied extensively in the last few decades [3–11]. If there is no strong interaction between the monomers and the surface, the brush properties are mainly determined by the chain entropy. Neutral brushes, to a large extent, are characterized by their height that scales linearly with N , the polymerization index [4–7]. Charged polymer brushes depend in addition on the charge density of the chain as well as the solution ionic strength [8–13].

In this letter we aim at understanding another variant of polymer brushes having a terminal charge group, Ze ,

at their free end, where e is the electronic charge and Z the valency (see fig. 1). The main advantage of having a charged end-group is that we can control the layer height and other properties by applying an external electric field and varying it continuously. This field stretches (or compresses) the chains and is in direct competition with their elastic energy and entropy. Even without any external field, we expect the brush to be affected by the charged end-groups, because of their repulsive interactions. Indeed, the height profile depends on the charged group and an instability of the flat brush toward an undulating one may occur.

Flat end-charged polymer brush. – Let us briefly recall the equilibrium properties of a *neutral* grafted layer. The condition of highly dense layers (the brush regime) is $\ell \ll R_g$, where R_g is the chain radius of gyration, and ℓ is the average distance between chains (fig. 1(a)). The brush height, defined as the average distance of chain ends from the substrate, is denoted by h . In the 1970s, a simple free energy was proposed by Alexander and de Gennes [4,5] to determine the layer equilibrium height. In the Alexander-de Gennes model, the brush height is taken to be the same for all chains; namely, the height distribution is stepwise. Later, in more refined theories, the free-end distribution was found to be parabolic [6,7]. In the present work we remain within the stepwise distribution approximation,

^(a)E-mail: tsori@bgu.ac.il

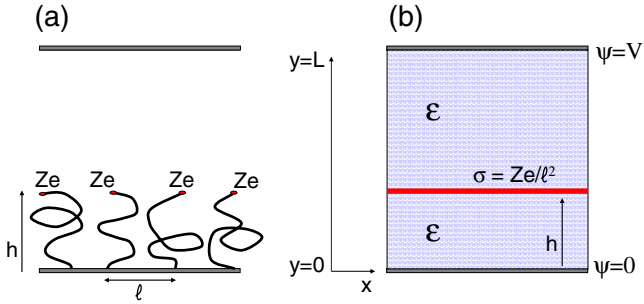


Fig. 1: (a) Schematic illustration of a polymer brush with a terminal charged group. The polymer is grafted onto a flat and conducting surface at $y=0$, while the other electrode at $y=L$ provides an electrostatic potential difference V , with an average electric field, $E=-V/L$. Each chain end-group carries a charge Ze , the grafting chain density is ℓ^{-2} and the average brush height is h . (b) A continuum model of the brush used to calculate the electrostatic properties. The dielectric constant ϵ has the same value throughout the gap between the two electrodes. The chain end charges are bound to a two-dimensional layer, with a charge density per unit area, $\sigma = Ze/\ell^2$.

which is adequate as long as the wavelength of the predicted instability (see discussion below) is larger than the width of the chain-end distribution [6,7].

The Alexander-de Gennes expression for the brush free-energy is

$$F_{\text{brush}} = \frac{1}{6}Kh^2 + \frac{k_B T}{2}v_0\ell^{-2}N^2h^{-1}, \quad (1)$$

where the entropic ‘‘spring’’ constant is $K = 9k_B T/(Na^2)$, a is the Kuhn statistical length, N the polymerization index, $k_B T$ the thermal energy, and $v_0 = a^3(1 - 2\chi)$ is the excluded-volume parameter depending on the Flory-Huggins parameter χ . For a neutral brush, minimization of F_{brush} with respect to the profile height h gives the well-known Alexander-de Gennes height of the brush at equilibrium h_0 . It scales linearly with N :

$$h_0 = N \left(\frac{1}{6}v_0a^2\ell^{-2} \right)^{1/3}. \quad (2)$$

Next, the end-charged brush is considered. As before, the chains are grafted onto the surface located at $y=0$, but the surface is conducting and held at potential $\psi=0$ (see fig. 1)¹. At the other (free) end, the chains carry a charge Ze . Without loss of generality we will take this charge to be positive, $Ze > 0$. A second conducting and flat surface at $y=L$ is held at a potential $\psi=V$ with respect to the surface at $y=0$. Hence, the polymer brush is subject to a vertical average electric field $E=-V/L$. For $V > 0$, the field is compressing the chains, while for $V < 0$, it is stretching them.

¹The presence of a thin insulating layer to which the chains are grafted is not expected to change our results.

Although the chain elastic deformation is considered explicitly, the electrostatic properties are calculated within a continuum model where the chains are coarse grained in the following way. The entire gap $0 < y < L$ between the two electrodes is assumed to contain the same dielectric medium with dielectric constant ϵ . The discrete end-group charges are replaced by a two-dimensional layer having a continuous surface charge density. We assume that the continuum limit is adequate and provides a good description of the system electrostatics. Finally, we treat the charged brush without taking into account the presence of counterions. This assumption and the possible influence of counterions are discussed further below for a few relevant limits.

The electric field has a jump at $y=h$, $\Delta E(h) \simeq \sigma/\epsilon$, where $\sigma = Ze/\ell^2$ is the layer charge density per unit area. For a typical grafting density $\ell \simeq 10$ nm, dielectric constant $\epsilon \simeq 10\epsilon_0$ with ϵ_0 being the vacuum permittivity and $Z \simeq 1$, the electric-field jump is of order $\Delta E \simeq 10^7$ V/m = 10 V/ μ m. Because the charged layer at $y=h$ creates a discontinuity in the electric field $E(y)$, the electrostatic problem is solved separately in two regions: the potential is marked as ψ_a in the region below the charged layer, $0 < y < h$, and as ψ_b for the region above it, $h < y < L$. Solving the Laplace equation in the gap $0 < y < L$, we get

$$\begin{aligned} \psi_a &= by, & 0 < y < h, \\ \psi_b &= c + dy, & h < y < L, \end{aligned} \quad (3)$$

where the coefficients b , c , and d are determined from the boundary conditions: $\psi_a|_{y=0} = 0$, and $\psi_b|_{y=L} = V$. At the charged layer itself $y=h$, the potential is continuous, $\psi_a|_{y=h} = \psi_b|_{y=h}$, and the jump in its electric field is proportional to the charge density σ :

$$b = \frac{V}{L} + \frac{\sigma}{\epsilon}(1 - h/L), \quad c = \frac{\sigma h}{\epsilon}, \quad d = \frac{V}{L} - \frac{\sigma h}{\epsilon L}. \quad (4)$$

The total free energy can be written as the sum [14]

$$F = F_{\text{brush}} - \frac{1}{2} \int \epsilon (\nabla \psi)^2 d^3 r + \int \rho \psi d^3 r, \quad (5)$$

where F_{brush} is the brush free energy, and the last two terms represent the electrostatic energy (in SI units). The volume charge density ρ is related to the surface one via the Dirac delta-function, $\rho = \sigma \delta(y-h)$.

We first consider the case where the electrostatic interactions have a small effect on the thickness and we expand F_{brush} around its value at h_0 to second order in $h - h_0$. The resulting total free-energy per grafting site is

$$\begin{aligned} F &= \frac{1}{2}K(h - h_0)^2 - \frac{1}{2}\ell^2\epsilon\frac{V^2}{L} \\ &+ \ell^2 \left(\frac{\sigma V}{L} + \frac{1}{2}\frac{\sigma^2}{\epsilon} \right) h - \frac{1}{2}\frac{\ell^2\sigma^2}{\epsilon L}h^2 + \text{const.} \end{aligned} \quad (6)$$

Minimization of F with respect to the brush height h yields the equilibrium brush height h_{el} for the charged case:

$$h_{\text{el}} \simeq h_0 \left(1 - \frac{\sigma^2 \ell^2}{K\varepsilon} \left[\frac{1}{2h_0} - \frac{1}{L} \right] - \frac{\sigma \ell^2 V}{KLh_0} \right). \quad (7)$$

This expression is valid for low enough σ , *i.e.* when $\sigma^2 \ll K\varepsilon h_0/\ell^2$ and $\sigma V \ll KLh_0/\ell^2$.

Note that the brush height is compressed, $h_{\text{el}} < h_0$, even when the external potential gap between the two electrodes vanishes, $V = 0$. In this case, the charges at the brush end-groups are attracted to the induced image charges on the two grounded electrodes, and the interaction with the closer electrode (at the origin) is stronger.

In the opposite case of strong charge-charge interactions, the brush height can be much smaller than h_0 , which makes eq. (6) invalid. In this case, the brush free energy is dominated by excluded-volume interactions (last term in eq. (1)). In the limit $h \ll L$ the brush height is

$$h_{\text{el}}^2 = \frac{1}{2} k_B T v_0 \ell^{-4} N^2 \frac{1}{\left(\frac{\sigma V}{L} + \frac{1}{2} \frac{\sigma^2}{\varepsilon} \right)}. \quad (8)$$

Undulating charged brush. – We now look for an interfacial instability of the brush layer. A classical interfacial instability occurs when two immiscible liquids are subjected to a perpendicular electric field. The instability is a result of dielectric constant or conductivity difference (or both) between the two liquids [15]. Here we focus on a different physical mechanism, resulting from repulsion between neighboring chains carrying identical charges. The electrostatic energy can be reduced if the chains compress or stretch alternatively, thereby increasing the distance between chain ends. This mechanism is at play even if the dielectric constants of the two media are the same. To make this point more evident, we take ε to be constant throughout the gap.

To investigate whether such an interfacial instability exists, consider the illustration in fig. 2. We assume that the brush height has a single undulation mode along one of the lateral surface dimensions, x :

$$h(x) = h_{\text{el}} + h_q \cos(qx), \quad (9)$$

where h_{el} is the equilibrium location of a flat brush (eq. (7)), $q = 2\pi/\lambda$ is the modulation q -mode, and h_q the amplitude. As was done above for the flat layer, the gap is divided into two regions and the potential is $\psi = \psi_a$ for $y < h(x)$ and $\psi = \psi_b$ for $h(x) < y < L$. The potential $\psi(x, y)$ satisfies Laplace's equation $\nabla^2 \psi = 0$, with the following four boundary conditions:

$$\begin{aligned} \psi_a|_{y=0} &= 0, & \psi_b|_{y=L} &= V, \\ \psi_a &= \psi_b|_{y=h(x)}, & & \\ \varepsilon \hat{n} \cdot \nabla(\psi_a - \psi_b)|_{y=h(x)} &= \sigma_{\text{eff}}(x). \end{aligned} \quad (10)$$

Here $\hat{n} = (qh_q \sin qx, 1)/\sqrt{1 + (qh_q \sin qx)^2}$ is a unit vector normal to the undulating interface given by $h(x)$. The

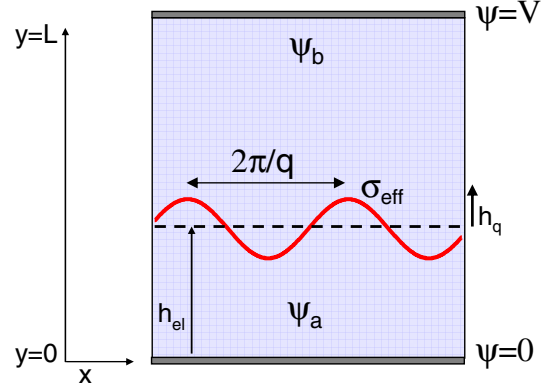


Fig. 2: A brush with an undulating height profile given by $h(x) = h_{\text{el}} + h_q \cos qx$ confined between two conducting and flat surfaces located at $y = 0$ and $y = L$.

density $\sigma_{\text{eff}}(x)$ appearing in the above boundary condition is: $\sigma_{\text{eff}} = \sigma/\sqrt{1 + (qh_q \sin qx)^2}$ and is related to the constant density σ on the projected area, as defined in the previous section for the flat layer. Even within the uniform dielectric media assumption, we are able to show that the flat interface can be unstable. This demonstrates that the instability, due to charge-charge interactions, is different from other instabilities considered in refs. [16–18], and related to heterogeneous dielectric materials placed in external electric fields.

The potential within the polymer layer, ψ_a , and above it, ψ_b , are written as a power series in h_q : $\psi_a = \sum_{n=0}^{\infty} \psi_a^{(n)}(h_q)^n$, and $\psi_b = \sum_{n=0}^{\infty} \psi_b^{(n)}(h_q)^n$. Clearly the Laplace equation is satisfied separately for each order n in the expansion: $\nabla^2 \psi_a^{(n)} = 0$ and $\nabla^2 \psi_b^{(n)} = 0$. Note also that the zeroth-order terms, $\psi_a^{(0)}$ and $\psi_b^{(0)}$, are the solution of the flat charged layer (eqs. (3) and (4)). It then follows that for $n > 0$

$$\begin{aligned} \psi_a^{(n)} &= \sum_{k \neq 0} \left(a_k^{(n)} \exp(ky) + b_k^{(n)} \exp(-ky) \right) \cos kx, \\ \psi_b^{(n)} &= \sum_{k \neq 0} \left(d_k^{(n)} \exp(ky) + e_k^{(n)} \exp(-ky) \right) \cos kx. \end{aligned} \quad (11)$$

The leading contributions in h_q , the layer undulation amplitude, can be examined by assuming that $h_q \ll h_{\text{el}}$ and expanding the electrostatic free energy up to order $\sim (h_q)^2$. We therefore limit ourselves to the first order in h_q : $\psi = \psi^{(0)} + \psi^{(1)} h_q$. Furthermore, we focus on the long-wavelength limit, $qh_q \ll 1$, relevant to small amplitude modulations.

For linear order in h_q , only the first Fourier component $k = q$ does not vanish, and we find

$$\begin{aligned} a_q^{(1)} &= -b_q^{(1)} = -\frac{\sigma \cosh q(L - h_{\text{el}})}{2\varepsilon \sinh qL}, \\ d_q^{(1)} &= -e_q^{(1)} = -\frac{\sigma \cosh qh_{\text{el}}}{2\varepsilon \sinh qL} e^{-qL}. \end{aligned} \quad (12)$$

Expanding to second order in h_q , both the $k = 0$ mode and the second harmonics $k = 2q$ do not vanish.

The electrostatic energy difference Δf_{el} (per unit area) between the undulating ($h_q \neq 0$) and the flat layer ($h_q = 0$) is given to second order in h_q by

$$\begin{aligned} L_x L_z \Delta f_{\text{el}} = & \\ & -\frac{\varepsilon}{2} \int \int dx dz \int_{y=0}^{y=h} dy \left[2h_q \nabla \psi_a^{(0)} \cdot \nabla \psi_a^{(1)} + h_q^2 \left(\nabla \psi_a^{(1)} \right)^2 \right] \\ & -\frac{\varepsilon}{2} \int \int dx dz \int_{y=h}^{y=L} dy \left[2h_q \nabla \psi_b^{(0)} \cdot \nabla \psi_b^{(1)} + h_q^2 \left(\nabla \psi_b^{(1)} \right)^2 \right] \\ & + \sigma h_q \int dx \int dz \left[a_q^{(1)} \exp(qh) + b_q^{(1)} \exp(-qh) \right] \cos qx, \end{aligned} \quad (13)$$

where L_x and L_z are the two lateral dimensions and h is $h(x)$ from eq. (9). Straightforward algebraic manipulations give the final answer for the electrostatic energy difference per unit area of the brush in the long-wavelength limit ($qh_q \ll 1$):

$$\Delta f_{\text{el}} = -\frac{\sigma^2}{\varepsilon} \frac{\cosh(qh_{\text{el}}) \cosh[q(L - h_{\text{el}})]}{\sinh(qL)} q h_q^2. \quad (14)$$

The scaling of the last expression could have been guessed from the outset. The electrostatic energy is symmetric in $h_q \rightarrow -h_q$ and, to lowest orders, is quadratic in h_q . In addition, the prefactor σ^2/ε has dimensions of dielectric constant times electric field squared, and thus Δf_{el} must be linear in q . The derivation above gives us in addition the numerical factors and an extra dependence containing trigonometric functions. These functions are symmetric with respect to the transformation $h_{\text{el}} \rightarrow L - h_{\text{el}}$.

Note that the externally imposed potential V does not appear explicitly in Δf_{el} . The external field simply stretches the brush uniformly, thereby increasing h_{el} . The interfacial instability is solely due to charge-charge interactions, as exemplified by the σ^2 prefactor. The simple case of a thin isolated charged layer embedded in an infinite medium of uniform dielectric constant is obtained in the symmetric limit $h_{\text{el}} = \frac{1}{2}L$, and $L \rightarrow \infty$. In this case one finds $\Delta f_{\text{el}} = -(\sigma^2/2\varepsilon) \cdot q h_q^2$.

Brush surface instability. – The brush instability mentioned above causes a deformation of the flat layer and costs interfacial and elastic energy. We consider first the effect of surface tension and then comment on the elasticity. For a single q mode, the interfacial energy per unit area is $\Delta f_\gamma = \frac{1}{4}\gamma q^2 h_q^2$. The total free-energy difference $\Delta f = \Delta f_\gamma + \Delta f_{\text{el}}$ is

$$\Delta f/h_q^2 \simeq -\frac{\sigma^2}{\varepsilon} \frac{\cosh(qh_{\text{el}}) \cosh[q(L - h_{\text{el}})]}{\sinh(qL)} q + \frac{1}{4}\gamma q^2; \quad (15)$$

Δf has a minimum at a finite wave number q^* as seen in fig. 3(a), where Δf is plotted with a choice of typical

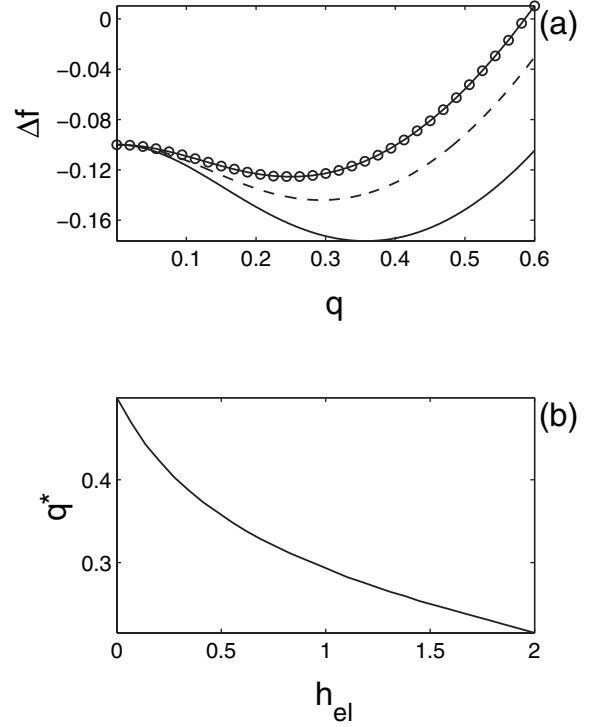


Fig. 3: (a) The brush free-energy Δf from eq. (15) in dimensionless units (rescaled by $(\sigma^2/\varepsilon)^2(h_q^2/\gamma)$), as a function of the dimensionless wave number q (rescaled by $\sigma^2/\varepsilon\gamma$). Solid, dashed and circle-decorated curves correspond to rescaled brush height $h_{\text{el}}(\sigma^2/\varepsilon\gamma) = 0.5, 1$ and 1.5 , respectively, and rescaled film thickness $L(\sigma^2/\varepsilon\gamma) = 10$. The location of the minimum increases as h_{el} decreases. (b) The most stable dimensionless wave number q^* as a function of rescaled height h_{el} .

parameter values. The value of q^* can be obtained by solving the transcendental equation

$$q^* = \frac{2}{\gamma h_q^2} \left. \frac{\partial \Delta f_{\text{el}}}{\partial q} \right|_{q^*}. \quad (16)$$

In fig. 3(b) we show the dependence of q^* on h_{el}/L . The most stable wave number q^* decreases monotonically as h_{el} increases.

In order to check whether the predicted instability can be seen in experiments, we estimate its order of magnitude by taking the brush charge to be $Z = 1$, chain separation $\ell = 10$ nm, dielectric constant $\varepsilon = 10\varepsilon_0$ and surface tension of the brush layer $\gamma = 1$ mN/m. From fig. 3(b), we find $q^* \simeq 10^7 \text{ m}^{-1}$, resulting in an undulation wavelength $\lambda^* = 2\pi/q^* \simeq 0.63 \mu\text{m}$. This long-wavelength limit indeed agrees with the various approximations we made. By further changing the system parameters: ℓ , Ze and γ it is possible to tune q^* and adapt its value (in the micrometer range) in specific experimental setups.

Discussion and conclusions. – In this letter we revisit the problem of polymer brushes. The new feature considered was to attach a charge Ze to the chain terminal free-end. The brush can be grafted onto an electrode

(flat surface), while a second distant electrode is placed above the brush and provides a voltage gap V . The net effect is to have a controlled way to compress or expand the layer height, h .

The charged brush creates an effective surface charge density that is localized at the $y = h$ interface. These charges repel each other and also interact with the external electric field. The equilibrium height h_{el} depends on the competition between all electrostatic interactions and the elasticity and entropy of the neutral chain, as seen from eqs. (7) or (8). It can lead to a compression or expansion of the layer height with respect to the neutral brush case. However, the more interesting effect may be the onset of an instability in the layer height. Employing a linear stability analysis, the conditions leading to an instability of the uniform layer are analyzed, and a preferred wave number q^* stabilized by surface tension is found. When elasticity of the polymer brush is included, it contributes a q^4 term in eq. (15) [19] in addition to the q^2 -term originating from surface tension. The qualitative system behavior is similar, with a modified expression for the preferred wave number q^* .

The full system behavior in the presence of counterions is quite complicated and should be explored in a separate work, especially the limit of highly charged brushes. Here, we comment briefly on two extreme limits. In the first limit, the brush charge and the external potential are taken to be small enough so that the counterions are uniformly distributed throughout the available volume, and behave like an ideal gas. It then follows that the electrostatic potential depends quadratically on the direction y . In this approximation, the counterions do not contribute to the pressure difference ΔP across the brush end. The only source of this pressure difference is electrostatic and is due to the difference in $\frac{1}{2}\epsilon E^2$ between the two sides of the brush. We find $\Delta P = \sigma V/L + \sigma^2/\epsilon - 3\sigma^2 h/\epsilon L$.

In a second scenario, the brush charge is small, but the electrostatic energy of counterions in contact with the electrode, eV , is much larger than the thermal energy $k_B T$. Here we find that all counterions migrate to one of the electrodes. However, because the above calculation assumes a fixed voltage gap, V , the electrodes will accumulate extra charge to balance exactly the counterions. Therefore, the results in eqs. (6), (7) and (8) stay valid. Lastly, we point out that in a more physically feasible setup, the system may contain added salt [12,13]. In this case, the electric field is screened and the brush ends do not “feel” the electrodes as long as the brush length is larger than the Debye-Hückel screening length.

It is worthwhile to mention some similarities between our charged brush and other two-dimensional systems of charges or dipoles. A two-dimensional layer of electric dipoles pointing in the perpendicular direction was investigated [20] in relation with dipolar Langmuir monolayers at the water/air interface [20]. When the dipoles have a fixed out-of-plane moment but their in-plane density can vary, a modulated phase in the in-plane density can be

stabilized with a preferred wave number q^* . In addition, the dipolar free energy also scales linearly in q [20]. The similarity between the two systems can be understood in the following way. The charge displacement from their average position at $y = h_{el}$ in our case is similar to an effective dipole whose moment points “up” or “down” with respect to this reference plane. Increase in the external E field in our system translates into an increase proportional to the average dipole strength in the dipolar system.

More recently [21], a q -mode instability was found for an electric double layer where a charge density bound to a surface was allowed to fluctuate laterally. The model is motivated by an experimental setup where charged amphiphiles coat heterogeneously a mica surface. In the experiment the surface contains patches of positive and negative charges but the overall surface charge (summed over all patches) remains zero. As the surface was placed in contact with a salt solution, a local electric double layer is formed. Positively and negatively charged counterions are attracted, respectively, to negative- and positive-charge domains, resembling our system as well as the undulating dipolar one [20,21].

We hope that the simple considerations mentioned here will motivate experimental studies of end-charged brushes where some of our predictions can be tested.

We would like to thank T. COSGROVE for suggesting us this problem and D. BEN-YAAKOV for helpful discussions. YT acknowledges support from the Israel Science Foundation (ISF) under grant No. 284/05, and German-Israeli Foundation (GIF) grant No. 2144-1636.10/2006. DA acknowledges support from the Israel Science Foundation (ISF) under grant no. 160/05 and the US-Israel Binational Foundation (BSF) under grant No. 2006055.

REFERENCES

- [1] EVANS D. F. and WENNERSTRÖM H., *The Colloidal Domain: Where Physics, Chemistry, Biology and Technology meet* (Wiley-VCH, New York) 1999.
- [2] FLEER G. J., COHEN STUART M. A., SCHEUTJENS J. M. H. M., COSGROVE T. and VINCENT B., *Polymers at Interfaces* (Chapman & Hall, London) 1993.
- [3] For a recent review, see NETZ R. R. and ANDELMAN D., *Phys. Rep.*, **380** (2003) 1, and references therein..
- [4] ALEXANDER S., *J. Phys. (Paris)*, **38** (1977) 983.
- [5] DE GENNES P.-G., *Macromolecules*, **13** (1980) 1069.
- [6] MILNER S. T., WITTEN T. A. and CATES M. E., *Macromolecules*, **21** (1988) 2610.
- [7] SEMENOV A. N., *Sov. Phys. JETP*, **61** (1985) 733.
- [8] PINCUS P. A., *Macromolecules*, **24** (1991) 2912.
- [9] BORISOV O. V., BIRSHTEN T. M. and ZHULINA E. B., *J. Phys. II*, **1** (1991) 521.
- [10] ISRAELS R., LEERMAKERS F. A. M., FLEER G. J. and ZHULINA E. B., *Macromolecules*, **27** (1994) 3249.
- [11] MIKLAVIC S. J. and MARCELJA S., *J. Phys. Chem.*, **92** (1988) 6718.

- [12] CARIGNANO M. A. and SZLEIFER I., *Mol. Phys.*, **100** (2002) 2993.
- [13] GONG P. and SZLEIFER I., *Ind. Eng. Chem. Res.*, **45** (2006) 5466.
- [14] LIFSHITZ E. M., LANDAU L. D. and PITAEVSKII L. P., *Electrodynamics of Continuous Media*, 2nd edition (Butterworth-Heinemann, Boston) 1984.
- [15] MELCHER J. R. and SMITH C. V., *Phys. Fluids*, **12** (1969) 778.
- [16] SCHÄFFER E., THURN-ALBRECHT T., RUSSELL T. P. and STEINER U., *Nature*, **403** (2000) 874.
- [17] SCHÄFFER E., THURN-ALBRECHT T., RUSSELL T. P. and STEINER U., *Europhys. Lett.*, **53** (2001) 518.
- [18] LIN Z, KERLE T., RUSSELL T. P., SCHÄFFER E. and STEINER U., *Macromolecules*, **35** (2002) 3971.
- [19] KOSEVICH A. M., LIFSHITZ E. M. and LANDAU L. D., *Theory of Elasticity*, 3rd edition (Butterworth-Heinemann, Boston) 1986.
- [20] ANDELMAN D., BROCHARD F. and JOANNY J. F., *J. Chem. Phys.*, **86** (1987) 3673.
- [21] NAYDENOV A., PINCUS P. A. and SAFRAN S. A., *Langmuir*, **23** (2007) 12016.